

COUNTRY PROFILE

PREPARED BY M/CIO ECONOMIC ANALYSIS AND DATA SERVICES (EADS)

ALBANIA

July 2017

Subregion Southern Europe
Income group Upper middle income

PEOPLE

Population (millions) ¹	2.93 (2017)	2.93 (2030)
Urban ²	59% (2017)	69% (2030)
Rural ²	41% (2017)	31% (2030)
Population growth ¹ (annual)	0.1% (2017)	-0.2% (2030)
Human Development Index rank ³	75/188 High human development	
Languages ¹⁹	Albanian 98.8% (official - derived from Tosk dialect), Greek 0.5%, other 0.6% (including Macedonian, Romani, Vlach, Turkish, Italian, and Serbo-Croatian), unspecified 0.1% (2011 est.)	
Religion ¹⁹	Muslim 56.7%, Roman Catholic 10%, Orthodox 6.8%, atheist 2.5%, Bektashi (a Sufi order) 2.1%, other 5.7%, unspecified 16.2%	
Ethnic composition ¹⁹	Albanian 82.6%, Greek 0.9%, other 1% (including Vlach, Romani, Macedonian, Montenegrin, and Egyptian), unspecified 15.5% (2011 est.)	

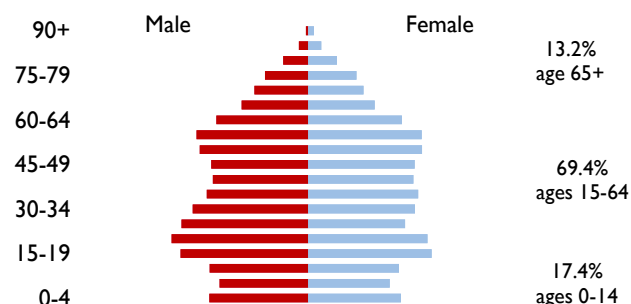
GOVERNMENT

Capital ¹⁹	Tirana
Government type ¹⁹	Parliamentary republic
Head of State ¹⁹	President of the Republic Bujar NISHANI (since 24 July 2012)
Head of Govt ¹⁹	Prime Minister Edi RAMA (since 10 September 2013)
Legislature ¹⁹	Unicameral Assembly or Kuvendi
Females in Parliament ⁷	23% (2016)
Corruption Perceptions Index rank ⁵	83/176 (2016)
Land area (sq km) ⁷	27,400 (The size of Maryland)

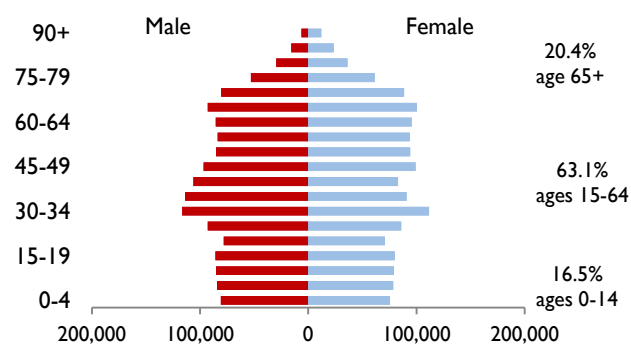
OFFICIAL DEVELOPMENT ASSISTANCE

From all donors (US\$ millions, net) ⁸	\$333.7 (2015)
as % of income ⁷	2.70% (2015)
per capita ¹⁸	\$114.1 (2015)
From U.S. (US\$ millions) ⁸	\$16.3 (2015)

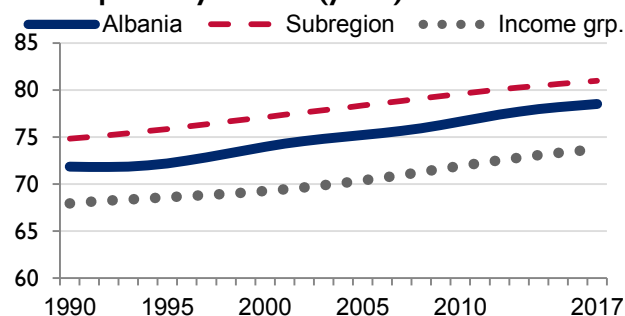
2017 population¹



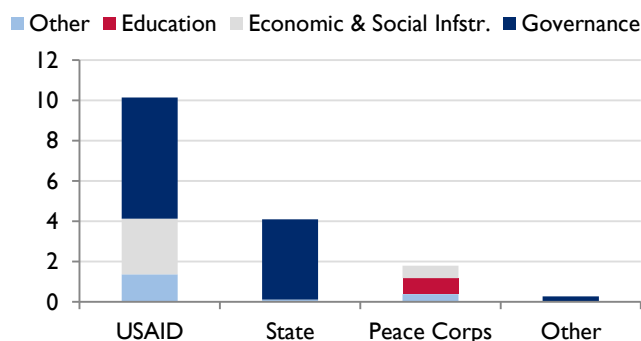
2030 population¹



Life expectancy at birth (years)¹



U.S. ODA by agency (US\$ millions, gross), 2015¹⁸



Prepared by M/CIO's Economic Analysis and Data Services (EADS) with data from the International Data and Economic Analysis website (<https://idea.usaid.gov/>). **DISCLAIMER:** The views expressed in this publication do not necessarily reflect the views of the United States Agency for International Development (USAID) or the United States Government.

EDUCATION

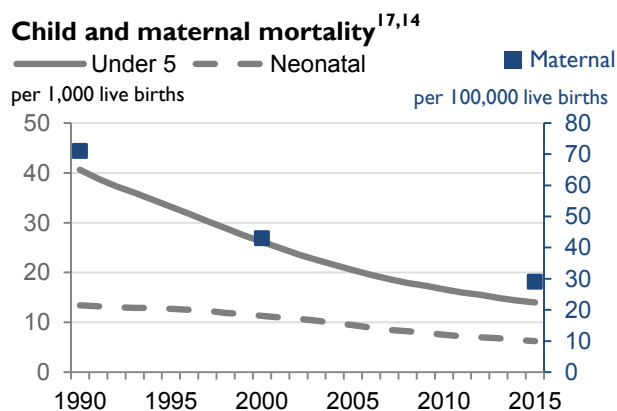

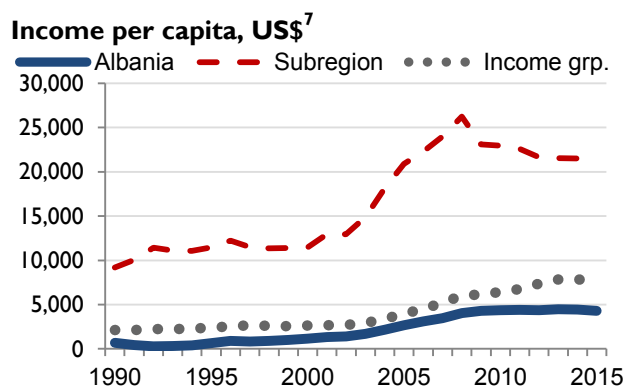
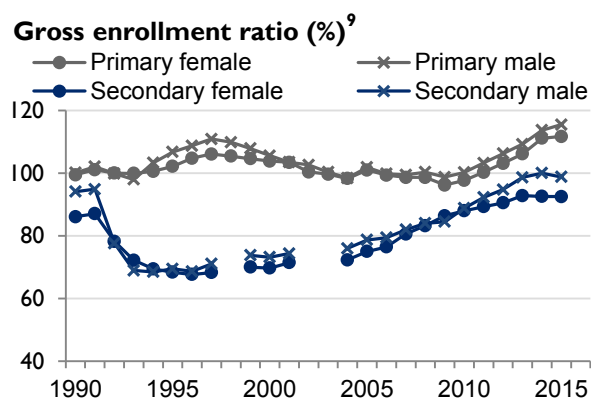
Completion rate, primary gross ⁷	106.4%	(2015)
Female completion rate ⁷	104.7%	(2015)
Male completion rate ⁷	107.9%	(2015)
Pupil-teacher ratio, primary ⁹	19	(2015)
Pupil-teacher ratio, secondary ⁹	14	(2015)
Public education expenditure (% of GDP) ⁹	3.5%	(2013)
Youth literacy rate (ages 15-24) ⁷	99%	(2015)
Children out of school, primary ⁷	7,097	(2014)
Of which, female ⁷	n/a	
Of which, male ⁷	n/a	

ECONOMY

GDP (US\$ millions) ⁷	\$11,398	(2015)
GDP growth (annual %) ⁷	2.8%	(2015)
10-year average ⁷	3.5%	(2015)
Merchandise exports (US\$ millions) ¹⁰	\$2,122	(2016)
Merchandise imports (US\$ millions) ¹⁰	\$4,723	(2016)
Percent of population living under \$1.90/day ⁷	1.1%	(2012)
Share of income going to the poorest 20% ¹¹	8%	(2013)
OECD average ¹¹	8%	(2013)
Share of income going to the richest 20% ¹¹	43%	(2013)
OECD average ¹¹	42%	(2013)
Youth unemployment (ages 15-24) ⁷	36.4%	(2016)
Annual inflation ¹²	1.3%	(2016)

HEALTH

Prevalence of HIV (ages 15-49) ¹³	n/a
Antiretroviral coverage (% of adults 15+ meeting WHO guidelines) ⁷	n/a
Prevalence of TB (per 100,000 population) ¹⁴	26 (2014)
Prevalence of stunting (% of children under 5) ¹⁵	19% (2008)
DPT3 immunization rate (children aged one) ¹⁵	97% (2008)
Fertility rate (children per woman) ¹⁵	1.6 (2008)
Modern contraceptive prevalence ¹⁵	8% (2008)
Births attended by skilled health worker ¹⁵	99% (2008)
Improved water source (% of population) ⁴	95% (2015)
Public health expenditure (% of GDP) ¹⁶	3% (2014)



SOURCES: ¹UN, World Population Prospects; ²UN, World Urbanization Prospects; ³UNDP, Human Development Report; ⁴WHO UNICEF Joint Monitoring Programme for Water Supply and Sanitation; ⁵Transparency International, Corruption Perceptions Index and Bribe Payers Index; ⁶Mo Ibrahim Foundation, Index of African Governance; ⁷World Bank, World Development Indicators; ⁸OECD/DAC, Destination of Official Development Assistance and Official Aid - Disbursements (Table 2a); ⁹UNESCO Institute for Statistics (UIS) Database; ¹⁰IMF, Direction of Trade Statistics; ¹¹Population Reference Bureau, World Population Data Sheet; ¹²IMF, World Economic Outlook Database; ¹³UNAIDS, Report on the Global HIV/AIDS Epidemic; ¹⁴WHO, World Health Statistics; ¹⁵Demographic and Health Surveys, STATcompiler; ¹⁶WHO, Global Health Expenditure Database; ¹⁷UN Inter-agency Group for Child Mortality Estimation, Child Mortality Estimates; ¹⁸OECD/DAC, Creditor Reporting System (CRS++); ¹⁹CIA, World Factbook; World Bank, Country and Lending Groups.